




REPLACEMENT PARTS GUIDE


Z960M ZTrak™ M Series Mower


ENGINE


 **SPARK PLUG**
[M802138](#)
Change Every 1000 Hrs.


 **ENGINE OIL FILTER**
[AM107423](#)
Change Every 100/200/300 Hrs.


 **ENGINE OIL**
[TY22029](#) (TURF GARD™ 10W30)
-1.9 L (2.0 qt)- WITH FILTER
Change Every 50/100/200 Hrs.


 **HEAD LIGHT**
[TCB11281](#)

 **FUEL FILTER-IN-LINE**
[AM116304](#) (USE WITH MIA12257)
[UC21217](#) (USE WITH AUC13996)
Change Every 300/600 Hrs.

 **AIR FILTER**
[M131802](#) (PRIMARY)
Change Every 300 Hrs.
[M131803](#) (SECONDARY)
Change Every 500 Hrs.


 **FILTER KIT**
[MIA881446](#)
First 300 hrs, every 500 hrs.


 **JOHN DEERE MULTI-PURPOSE HD LITHIUM COMPLEX GREASE**
[TY24416](#)
Change Interval:As needed.

 **GREASE GUN**
[TY26518](#)





FUEL AND AIR


 **FUEL TANK FILLER CAP**
[TCA23672](#) (S/N - 060000)
[AUC11638](#) (S/N 060001 -)


 **MUFFLER**
[TCA26233](#)


ELECTRICAL


 **IGNITION SWITCH**
[AUC18708](#)

 **KEY**
[TCA24616](#) (S/N - 060000)
[AUC12681](#) (S/N 060001 -)

 **BATTERY**
[TY25221B](#) (FOR CANADA AND USA) (12 V)
[MCYP340PF](#) (NOT FOR CANADA AND USA) (12 V)

 **TRACTION DRIVE BELT**
[TCU34299](#) (LGTH = 1803.9 mm, TK = 14 mm, WIDTH = 16 mm)

 **CASTER WHEEL**
[AUC15201](#) (12*8.5), (60 INCH)
[AUC13555](#) (12*8.5), (72 INCH)
TIRE
[UC23986](#) (24*2.0-12), (4PLY)
[TCU13631](#) (24*12-12), (4 PLY)

 **PTO CLUTCH**
[AUC18452](#)

REPLACEMENT PARTS GUIDE

Z960M With 60 inch Deck

MOWER DECK

MOWER BLADE

[TCU15881](#) (HIGH LIFT)
[UC15158](#) (HIGH LIFT SELF SHARPENING)
[M128485](#) (STANDARD LIFT)
[M133381](#) (LOW LIFT)

SPINDLE KIT

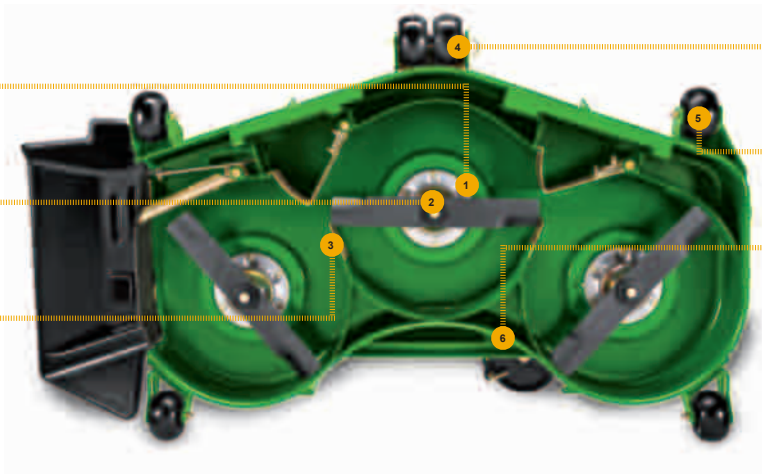
[TCA24880](#) (S/N - 090000)
[AUC12478](#) (S/N - 090001 -)

IDLER


[AUC11584](#) (OD = 201 mm)
[TCA20602](#) (OD = 148 mm)
[TCA22651](#) (OD = 196.85 mm)


MOWER DECK LEVELING


[AM130907](#)



MOWER DECK

 **ROLLER**
[TCU34060](#)

 **GAGE WHEEL**
[TCU18744](#)

 **FLAT MOWER BELT**
[TCU35604](#) (LGTH = 4635 mm,
 WIDTH = 14 mm, TK = 18 mm)

REPLACEMENT PARTS GUIDE

Z960M With 60 inch Rear Discharge Deck

MOWER DECK



SPINDLE KIT
[AUC12478](#)



MOWER BLADE
[M128485](#) (STANDARD LIFT)



IDLER
[AUC11584](#) (OD = 201 mm)
[TCA20602](#) (OD = 148 mm)
[TCA22651](#) (OD = 196.85 mm)

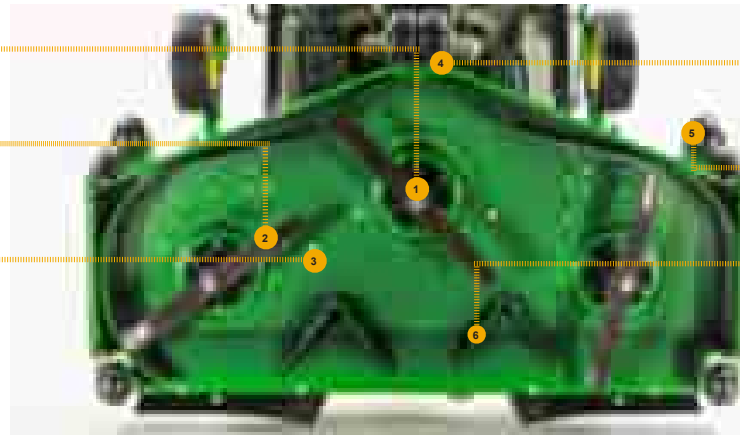


MOWER DECK LEVELING
[AM130907](#)

1

2

3



4

1

2

3

6

MOWER DECK



ROLLER
[TCU34060](#)



GAGE WHEEL
[UC28193](#)



FLAT MOWER BELT
[TCU35604](#) (LGTH = 4635 mm,
WIDTH = 14 mm, TK = 18 mm)

4

5

6



REPLACEMENT PARTS GUIDE

Z960M With 60 inch Mulch On Demand Deck

MOWER DECK

MOWER BLADE

- [TCU15881](#) (HIGH LIFT)
- [UC15158](#) (HIGH LIFT SELF SHARPENING)
- [M128485](#) (STANDARD LIFT)
- [M133381](#) (LOW LIFT)

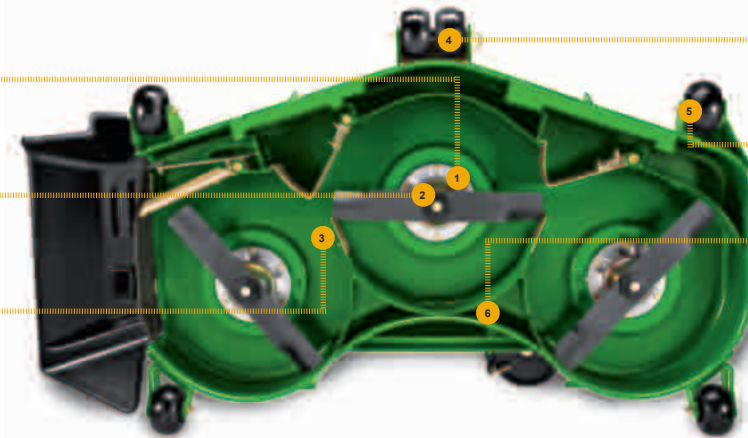
SPINDLE KIT

- [TCA24880](#) (S/N - 090000)
- [AUC12478](#) (S/N - 090001 -)

IDLER

- [AUC11584](#) (OD = 201 mm)
- [TCA20602](#) (OD = 148 mm)
- [TCA22651](#) (OD = 196.85 mm)


- MOWER DECK LEVELING**
[AM130907](#)



MOWER DECK

-  **ROLLER**
[TCU34060](#)

-  **GAGE WHEEL**
[UC28193](#)

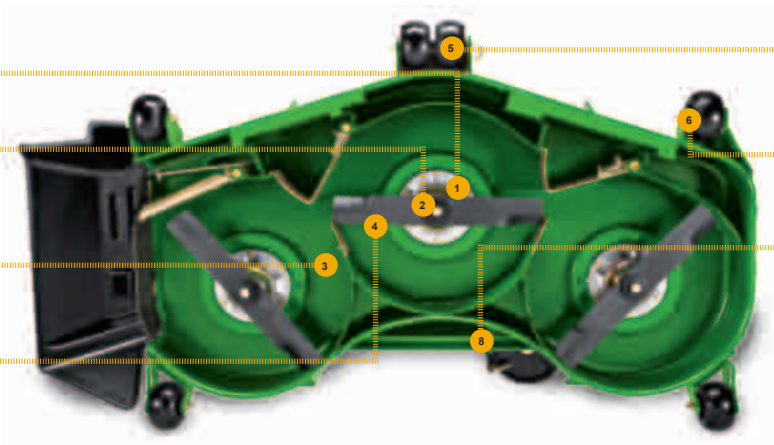
-  **FLAT MOWER BELT**
[TCU35604](#) (LGTH = 4635 mm,
WIDTH = 14 mm,TK = 18 mm)

REPLACEMENT PARTS GUIDE

Z960M With 72 inch Deck

MOWER DECK

- MOWER BLADE**
[TCU15882](#) (HIGH LIFT)
[M141669](#) (LOW LIFT)
- SPINDLE KIT**
[AUC12478](#)
- IDLER**
[TCA20602](#) (OD = 148 mm)
- SHEAVE**
[TCU26968](#) (OD = 215.7 mm)
- MOWER DECK LEVELING**
[AM130907](#)



MOWER DECK

- ROLLER**
[TCU34060](#)
- GAGE WHEEL**
[TCU18744](#)
- FLAT MOWER BELT**
[TCU31194](#) (LGTH = 5108.4 mm,
 WIDTH = 14.00 mm)



CLICK PART NUMBER TO BUY
 *See operator's manual for additional details.

REPLACEMENT PARTS GUIDE

Z960M With 72 inch Rear Discharge Deck

MOWER DECK



MOWER BLADE
[EPC201693](#)



SPINDLE KIT
[AUC12478](#)



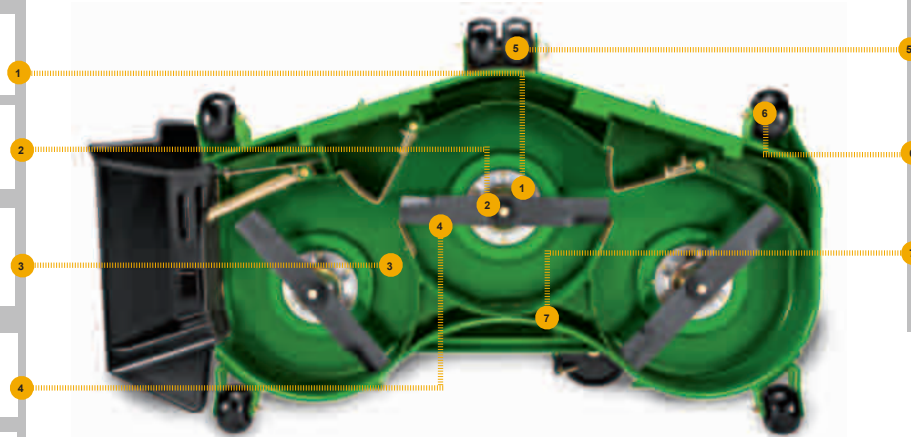
IDLER
[AUC11584](#) (OD = 201 mm)
[TCA22651](#) (OD = 196.85 mm)



SHEAVE
[TCU26968](#) (OD = 215.17 mm)



MOWER DECK LEVELING
[AM130907](#)



MOWER DECK



ROLLER
[TCU34060](#)



GAGE WHEEL
[UC28193](#)



FLAT MOWER BELT
[UC21914](#) (LGTH = 5010 mm,
WIDTH = 14 mm, TK = 18 mm)